




CHURCH EDUCATION

The Holy Bible
The Book of Mormon



'...and they shall become one in thine hand.' Ezekiel 37.17

LESSON TITLE

Righteousness

UNIT 2 - Love, Kinship, Worship

Grades Preschool–Kindergarten

THE HOLY BIBLE

Matthew 5:6, "Blessed are they which do hunger and thirst after righteousness: for they shall be filled."

THE BOOK OF MORMON

3 Nephi 12:6, "And blessed are all they who do hunger and thirst after righteousness, for they shall be filled with the Holy Ghost."

OBJECTIVES

The student will be able to:

- Listen to a retelling of Jonah and the whale, and recognize when Jonah listened to the Lord and when he did not. Book of Jonah
- Identify examples and non-examples of how God wants to be loved, Matthew 22:37, John 13:34, 14:15

ESSENTIAL QUESTIONS

- How much love does God want?
- How does listening to God show that we love Him? What rules does God want us to follow?

MATERIALS

Holy Bible and The Book of Mormon

Storybook: of Jonah and the Whale or retelling of the biblical account

Visual aids: Optional, for the story of Jonah (Such as a flannel board, clip art pictures, illustrated storybook, stuffed toys, or figures, etc.)

Game: Supplies for Fishing Game: magazines, clip art, construction paper, paper clips, dowel, tape, magnet, string

Lesson Resources:

- Q12 "Righteousness" Letter 11. 2007, (For Teacher)

TEACHER NOTES

30-minute lesson

To prepare for this lesson, study the scriptural references listed in **OBJECTIVES**.

Q = Teacher asks questions

PROCEDURE

Motivation/Introduction (3-5 minutes)

1. Compare delicious food to hearing stories about Jesus.

Prior to class prepare a platter of snacks such as fresh fruit or finger sandwiches and a pitcher of water.

In class: Place the food and beverage in front of the students.

Q: How does it make us feel when we see delicious food? What happens inside our tummies when we are hungry and thirsty? Why does looking at food make us hungry and thirsty?

Hearing stories about Jesus it is like eating delicious food. It makes our hearts happy. It makes us want to be like Him. To be like Jesus we must do what Jesus did. We must do what is right. When we do what is right, we are showing God and Jesus that we love them. God and Jesus want us to love them with our whole heart and they want us to listen to them always.

Goals: Listen to a story of a man, named Jonah, who sometimes listens to the Lord and who sometimes does not. Identify examples and non-examples of how God wants to be loved.

Lesson Development (20-25 minutes)

1. Use visual aids if available and relate the story of Jonah and the whale (See Story Map in Teacher's Supplement). Tell students to listen for when Jonah did what was right and when he did not.
2. Discuss Essential Questions (page 1)
3. **Game:** Play Fishing Game (See Teacher's Supplement)
4. **Scripture Cheer:** (Lead Students)
 - 1 John 5:2, "...love God, and keep his commandments."
5. **Songs:** Teach "Where is Jonah?" or "Be Careful Little Hands What You Do." (Lyrics in Teacher's Supplement)
6. **Task:** Assignment (See Teacher's Supplement)

Key Words: love, kinship, worship, love to God, righteousness, Jonah

Teacher's Supplement - Righteousness

Lesson Development

Story Map - Jonah and the Whale

There was a place called Nineveh and the people who lived there were wicked. That means they behaved very badly. They behaved very badly because they did not hear the good word of God. Their hearts were hungry for the good word of God, but they were not being fed. This made them miserable and that is why they acted very badly.

- ✓ Tell students to imagine being very hungry.

Q: How do you feel when you are hungry? How do you act when you are very hungry?

7. Continue telling the story using a children's book or a retelling of the biblical account from the book of Jonah. Address the following points when telling the story:
 - Why the Lord wanted Jonah to go to Nineveh and what Jonah did instead.
 - How the Lord got Jonah's attention and how long Jonah was in the belly of the big fish.
 - What Jonah did while in the belly of the big fish and what the big fish did after Jonah prayed.
 - What the Lord told Jonah to do after the fish spit him out and how Jonah obeyed.
 - What the people in Nineveh did when they heard Jonah's message from the Lord.
8. Conclude story by explaining just as our tummies are happy when we feed it good food, our hearts are happy when we feed it God's good word.

3. Tape or paste a picture of good or bad deeds on each fish, one per fish.
4. Securely attach a paper clip to the mouth of each fish.
5. Make a fishing pole from a dowel or stick by tying a string to one end of the pole and attaching a magnet to the other end of the string.

Play Game:

1. Spread the paper fish on a flat surface and allow each student to take a turn at "fishing."
2. The student will catch a fish by touching the magnet to the paper clip.
3. When a student has caught a fish, ask him/her to tell how the picture shows love for the Lord or how it does not.

Fishing Game Instructions

Prior to class:

1. Cut out pictures of good and bad deeds. (Clip art provided below).
2. Cut out fish template and trace several fish on card stock or construction paper. (Template located below.)

Where Is Jonah?

Sung to the tune of "Frère Jacques (Are You Sleeping)"

Who is Jonah? Who is Jonah?
A prophet of the Lord, A prophet of the Lord,
He must go to Nineveh. He must go to Nineveh.
Saith the Lord, Saith the Lord

Where is Jonah? Where is Jonah?
Hiding on a boat, Hiding on a boat,
They threw him in the water. They threw him in
the water.
Swallowed by a whale, Swallowed by a whale

Look for Jonah. Look for Jonah.
Where can he be? Where can he be?
Preaching to the people, Preaching to the
people
Doing God's will, Doing God's will

Be Careful Little Hands What You Do

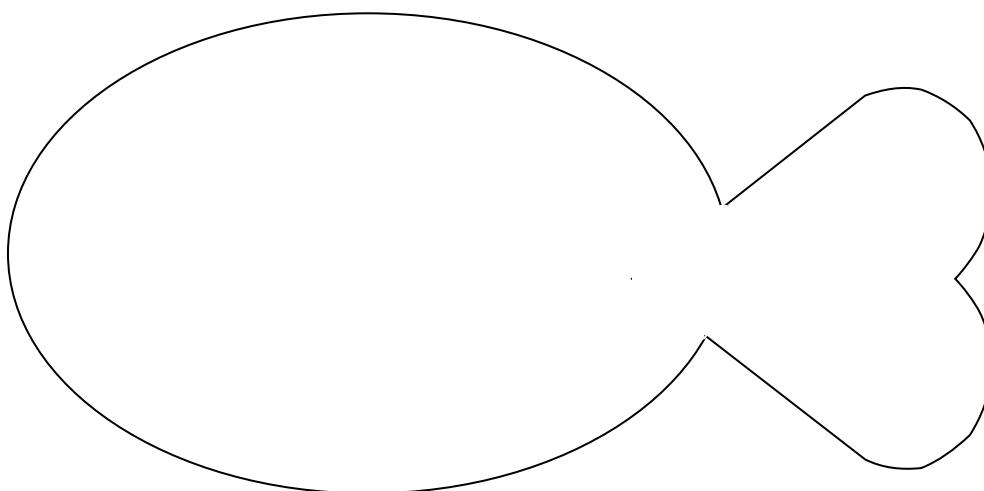
Be careful little hands what you do,
Be careful little hands what you do,
For the Father up above
Is looking down with love,
So be careful little hands what you do.

Be careful little feet where you go,
Be careful little feet where you go,
For the Father up above
Is looking down with love,
So be careful little feet where you go.



Be careful little eyes what you see,
Be careful little eyes what you see,
For the Father up above
Is looking down with love,
So be careful little eyes what you see.

Be careful little ears what you hear,
Be careful little ears what you hear,
For the Father up above
Is looking down with love,
So be careful little ears what you hear.

Be careful little mouth what you say,
Be careful little mouth what you say,
For the Father up above
Is looking down with love,
So be careful little mouth what you say.



Good and Bad Deeds



Assignment: RIGHTEOUSNESS

Cross out (X) the picture of not listening to the Lord. Discuss pictures that depict listening to the Lord.

