




CHURCH EDUCATION

The Holy Bible
The Book of Mormon



'...and they shall become one in thine hand.' Ezekiel 37.17

LESSON TITLE

America, the Promised Land (The Decree of God)

UNIT 6 - Evidence of Authority and Establishing the Church

GRADES 1-3

THE HOLY BIBLE (KJV)

Lamentations 5:2, "Our inheritance is turned to strangers, our houses to aliens."

THE BOOK OF MORMON

2 Nephi 1:7, "Wherefore, this land is consecrated unto him whom He shall bring. And if it so be that they shall serve Him according to the commandments which He hath given, it shall be a land of liberty unto them; wherefore, they shall never be brought down into captivity; if so, it shall be because of iniquity; for if iniquity shall abound cursed shall be the land for their sakes, but unto the righteous it shall be blessed forever."

OBJECTIVES

Students will be able to:

- Recall who the Lord brought to the Americas (Jared, Lehi, Pilgrims), Genesis 11:1-9, 1 Nephi 2:1-2, 20, 1 Nephi 13:13.
- Recognize the blessings of living in America by identifying examples in his/her life.

ESSENTIAL QUESTIONS

- Can you name one person that the Lord brought to the Americas?
- How did your family travel to the Americas?
- What do you like about living in America?

MATERIALS

Holy Bible and *The Book of Mormon*

Object Lesson: Play dough or modeling clay. 2- straws per student. Scissors. Hole punch. Copies of sail, page 5, 1 per student.

Task (Part 1): Assignment, page 8, 1 copy per student

Task (Part 3): Copies of map of America, 1 per student, page 6.

1- Copy of Pilgrim ship, page 7

Song (Part 3): [God Bless America](#) (Kate Smith)

Snack (Part 3): Patriotic cookies, cupcakes, or popsicles

TEACHER NOTES

3- 30 minute lessons

To prepare for this lesson, study the scriptural references listed in **OBJECTIVES**.

Q = Teacher asks questions

Note: The Church of Jesus Christ uses the Authorized King James Version of The Holy Bible and The Book of Mormon published by The Church.

PROCEDURE

Motivation/Introduction (15-20 minutes)

1. **Engage students in a discussion about their favorite vacation spot, e.g. what they like about the place.** (See Teacher's Supplement below for instructions on making the ship.)

Q: Who likes to travel? What is your favorite place to visit? What did you like about this place? Have you ever been to [name a theme park]? What is your favorite ride? Did you wish you could stay and never leave?

2. **Object Lesson:** Students make a model ship:

- Part 1: Barge
- Part 2: Sailboat

Goals: Recall who the Lord brought to America. Recognize the blessings of living in America by identifying examples in his/her life.

Lesson Development (10 minute sessions)

1. Explain God's Purposes for America. Display map of America, page 6, as you explain:

Explain: Just like your favorite place to visit was special, the Lord created the land of America to be a special place for people to live. The Lord wants America to be a happy place, a safe place, a place where there is plenty of delicious food. The Lord made America a place where people will worship Him and obey all of His commandments.

Part 1. Jared Comes to America

2. Summarize the account of how and why Jared came to America. (See Story Map in Teacher's Supplement.) Tell students to hold up their barges. Demonstrate how the barges rode on the waves and then went deep into the water.

Q: How would you like to go on a wild water ride that takes you over and under the water and rolls around? Would you be afraid?

3. Assignment: Give students assignment, page 8, as homework and tell them to interview their parents to learn how their family came to America. Bring completed assignments to the next class to share.

Part 2. Lehi Comes to America

4. Summarize the account of how and why Lehi came to America. (See Story Map in Teacher's Supplement.) Tell students to pick up their sailboats and pretend to be Lehi sailing to America.

Q: Who would like to ride in a sailboat?

Part 3. The Pilgrims Come to America

5. Summarize account of how and why the Pilgrims came to America. (See Story Map in Teacher's Supplement.) Display diagram of the Pilgrim sailing ship, page 7.
6. Task: Locate where students live on map of Americas
 - A. Give students coloring crayons/colored pencils and an individual copy of the map of America, page 6.
 - B. Locate the area where they live on the map.
 - C. Tell students to draw different types of land (e.g. mountains, farms, cities, oceans) on the maps and to color them.
7. Song: Teach "God Bless America" Video link page 1. Allow students to stand or march around the room while singing.
8. Scripture Cheer: Lead students in cheer.
 - "...this is a choice land, and whatsoever nation shall possess it shall be free...if they will but serve the God of the land, who is Jesus Christ..." Ether 2:12
9. Snack: Serve snack. Ask students to help clean up afterward.

Key words: evidence, authority, establish, church, America, promised land, America

Teacher's Supplement - America, the Promised Land

Motivation/Introduction

Object Lesson: Make a Barge or Sailboat

PART 1.

Make Barge


1. Give each student one straw and enough dough or clay to form a barge. Use Show-Tell-Do approach to instruct how to make the barge. Students can be creative.
2. Shape the dough cigar-like by rolling into a log and rounding the ends. Use the straw to poke a hole through the dough from top to bottom. See diagram below



PART 2.

Make Sailboat

1. Give each person one straw and enough dough to form a base. Use Show – Tell – Do approach to instruct how to form the base.
2. Give each student a copy of the sail template, page 5, and a pair of scissors.
 - a. Have them cut out the sail and punch a hole at the top and bottom.
 - b. Use a straw for a mast and attach the paper sail to the straw.
 - c. Use a small wad of dough to attach the mast to the base.



Lesson Development

PART 1.

Story Map: Jared Comes to America

More than 4000 years ago, a man named Jared lived in the Old World, in the land of Babel, with his family and friends. Most of the people living in Babel did not obey God's rules. Jared and his brother did obey God's rules. Jared asked his brother to pray to the Lord to see if He would take his family and friends to a great place to live. The Lord promised to take them to a great land.

Jared, his brother and their families and friends built eight wooden barges. The barges were as long as a tree and possibly looked like the ones you made. God created a great wind to blow the barges toward the promised land. Sometimes the barges floated on top of the water and sometimes they dove deep below the water where the sea animals lived, like octopi and whales. Sometimes the barges rolled over in the deep water as they traveled. It may have been a wild and exciting ride!

Jared's family and friends were not afraid because the Lord promised to protect them, and take them all the way to the promised land. When the people arrived in the promised land, they prayed and thanked the Lord for their safe journey. The Lord brought Jared's family and friends to America, which is the promised land! The Lord promised to protect Jared's family and friends in America as long as they obeyed His commandments.

PART 2.

Story Map: Lehi Comes to America

A man named Lehi lived in the Old World, in the city of Jerusalem over 2600 years ago. Many of the people who lived in Jerusalem in that day did not obey God's commandments. Lehi did obey God's commandments. God told Lehi to leave Jerusalem with his family and friends. God promised to take him to a great place to live.

Lehi's family and their friends traveled for eight years through the wilderness before they reached the big ocean. God showed Lehi's son, Nephi, how to build a ship. Lehi's family and friends sailed across the big ocean in the ship that Nephi made. (We don't know exactly how the ship looked, but we will pretend it looked something like the sailboats you made.)

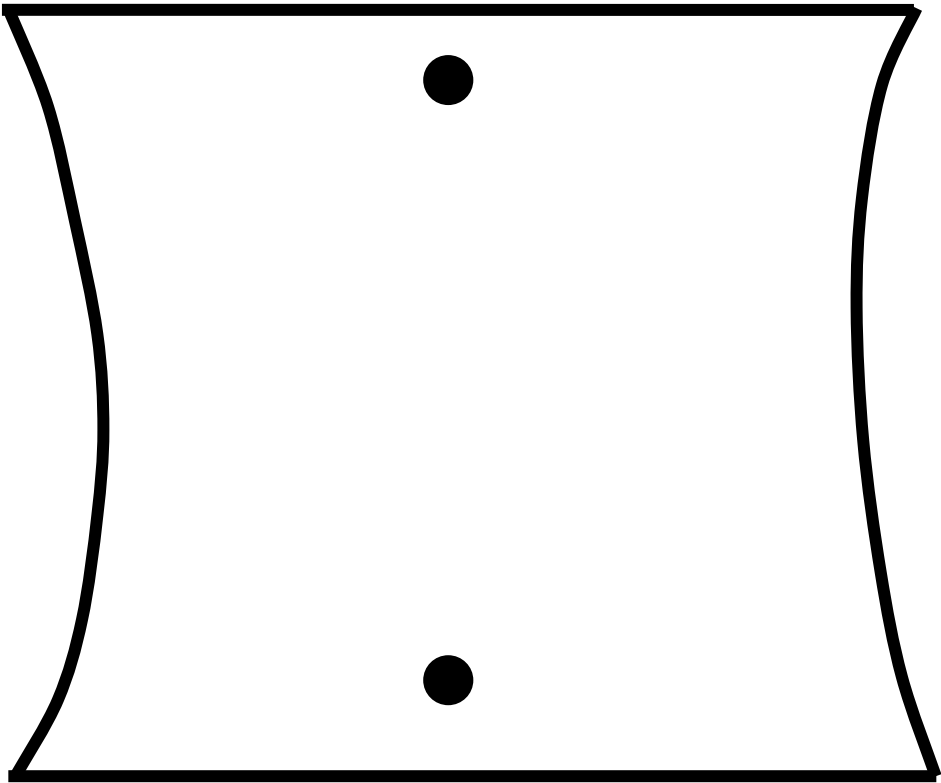
Lehi's family and friends traveled many days on the ocean before they arrived in the promised land. The promised land was America! Lehi's family and friends praised God for their safe journey. The Lord told Lehi that he would bless his family in America as long as they worship Him and keep His commandments.

PART 3.

Story Map: The Pilgrims Come to America

Hundreds of years ago some people lived in the Old World in a place called England. The people were called Pilgrims. The Pilgrims wanted to leave England so they could worship God in freedom. The Pilgrims did not build their sailing vessel. They paid to ride on a ship called the Mayflower. They brought their Bibles with them on the Mayflower.


The Lord brought the Pilgrims safely across the Atlantic ocean to America. They thanked God for their safe journey. The Pilgrims served God as they pleased and were happy in America. Eventually more and more people traveled to America because they heard it was a great place to live.





A M E R I C A

The Pilgrims' Sailing Vessel



The Story of My Family Coming to America

Where did my family originally live? _____

How did my family travel to America? _____

How long did it take to travel to America? _____

What are the names of my family members who first came to America?

Why did my family come to America? _____

How did my family meet The Church of Jesus Christ in America?

Draw a picture of your family in America.