




CHURCH EDUCATION

The Holy Bible
The Book of Mormon



'...and they shall become one in thine hand.' Ezekiel 37.17

LESSON TITLE

Righteous Relationships

UNIT 2 – Love, Kinship, Worship

GRADES 1-3

THE HOLY BIBLE (KJV)

Luke 6:31, "And as ye would that men should do to you, do ye also to them likewise."

THE BOOK OF MORMON

Mosiah 4:15, "But ye will teach them to walk in the ways of truth and soberness; ye will teach them to love one another and to serve one another."

OBJECTIVES

The student will be able to:

- Demonstrate how to love others through actions, Luke 10:30-37.

ESSENTIAL QUESTIONS

- How do we feel when we are loved? Why should we love our friends and neighbors?
- Why should we not argue or hit? What are some examples of kindness?
- How can we use prayer to help someone?
- How does our love for people tell God that we love Him?

MATERIALS

Holy Bible and Book of Mormon

White board and marker

Task 1: Poster Board or dry erase board – 1 sheet, Emoji, page 5 – 1 copy, Action Cards page 6 – 1 copy, marker, tape, scissors

Task 2: See through plastic containers with lids – 1 per student. Parent Letter, page 7 – 1 per student. Labels – print 1 per student (page 8), Blank Calendar - 1 per student (Page 9), Good Deed Calendar - 1 per student (Page 10), Scissors, clear tape.

Prize: Rulers painted gold or another special gift

TEACHER NOTES

45 – minute lesson

To prepare for this lesson, study the scriptural references listed in **OBJECTIVES**.

Q = Teacher asks question

Note: The Church of Jesus Christ uses the Authorized King James Version of The Holy Bible and The Book of Mormon published by The Church.

PROCEDURE

Motivation/Introduction (10 minutes)

Explore the Good Samaritan parable as an example of how to love others (See Teacher's Supplement for guidance).

Goal: Demonstrate how to love others through actions.

Lesson Development (35 minutes)

(See Teacher's Supplement for guidance, Steps 1, 3, 4)

1. Task 1: Engage students in an exercise that explores empathy and the Golden Rule.
2. Discuss Essential Questions, page 1.
3. Scripture Cheer: (Lead Students)
"And as ye would that men should do to you, do ye also to them likewise. " Luke 6:31
4. Task 2: Applying the Golden Rule. (Homework assignment)

Key words: love, kinship, worship, love to others, righteous relationships, golden rule

Teacher's Supplement

Motivation/Introduction

1. Students act out the good Samaritan story (Story Map page 4).
 - a. Select students to play the TRAVELER, PRIEST, LEVITE, and SAMARITAN.
 - b. The teacher narrates and gives cues to actors as the story is being told.

Q: How is the man from Samaria different from the priest and the Levite?

Q: Which of the men treats the traveler with kindness? Which of the three men shows love for the traveler? How does he show love?

Lesson Development

Task 1: Exploring Empathy and the Golden Rule

Prior to class:

1. Cut action cards apart and divide evenly among students. (Page 6)
2. Cut apart and tape emojis (Page 5) to the top of the poster/dry erase board, making two columns. Draw a line down the middle of the poster/dry erase board.
3. Display the poster board and place five evenly spaced tape donuts in each column.
4. Write on the board: Luke 6:31, "And as ye would that men should do to you, do ye also to them likewise."

In class:

1. Taking turns, students read aloud an action card (Assist with reading, as needed). Each student decides whether the action would make him/her (a) Happy or (b) Sad.
2. Tell student to place the action card on a tape donut under the appropriate emoji. Ask the whole class their opinions on where they would place the card.
3. After all action cards are posted, call students' attention to the lists on the board and ask:
Q: Which of these situations would you want to happen to you? Why?
4. Tell a student to read aloud Luke 6:31 from the board. Engage students in a discussion on the meaning of the verse. Explain: This verse is called the Golden Rule.
Q: Why do you think it's (Luke 6:31) called the Golden Rule? (There is value in having this kind of respect and care for others.)
5. Students review action cards on the board and identify which actions depict the Golden Rule. Explain?
Q: How does applying the Golden Rule help relationships?

Task 2: Applying the Golden Rule

Q: Over the next month, can you demonstrate kindness and love to others? Are you willing to try?

1. Hand each student: an empty plastic container with lid, a label, scissors, blank calendar, and Good Deed calendar.
2. Students (a) tape the label onto the plastic container lid or side, (b) cut out the good deed squares on the Good Deed calendars, (c) place the good deed cards in their Mason jars.
3. Give students a copy of the "Parent Letter" to take home, asking for support in accomplishing the tasks.
4. Read aloud the Parent Letter to students, explaining the task.
5. At the end of the month, students return their calendars for a gold ruler. (Use a Sharpie to write "Golden Rule" on each ruler, or provide another special gift.)

Story Map: The Good Samaritan

From Luke 10:30-35

(Teacher narrates story as students role play.)

Jesus teaches a lesson on love by telling a story...

A man travels from his home to another city. Along the way he meets robbers who beat him up and leave him to die.

(Tell the student playing the Traveler to fall to the floor and pretend to be hurt.)

As the traveler lays on the ground wounded, a priest comes down the road – sees the man from a distance – and crosses to the other side of the street. He continues walking, completely avoiding the wounded man.

(Teacher tells student playing the Priest to act this scene out.)

Later that day, another man, from Levi's family, travels down the street, sees the wounded man lying on the ground. He stops and stares at him, then walks around him, leaving him to die.

(Teacher tells student playing the Levite to act this scene out.)

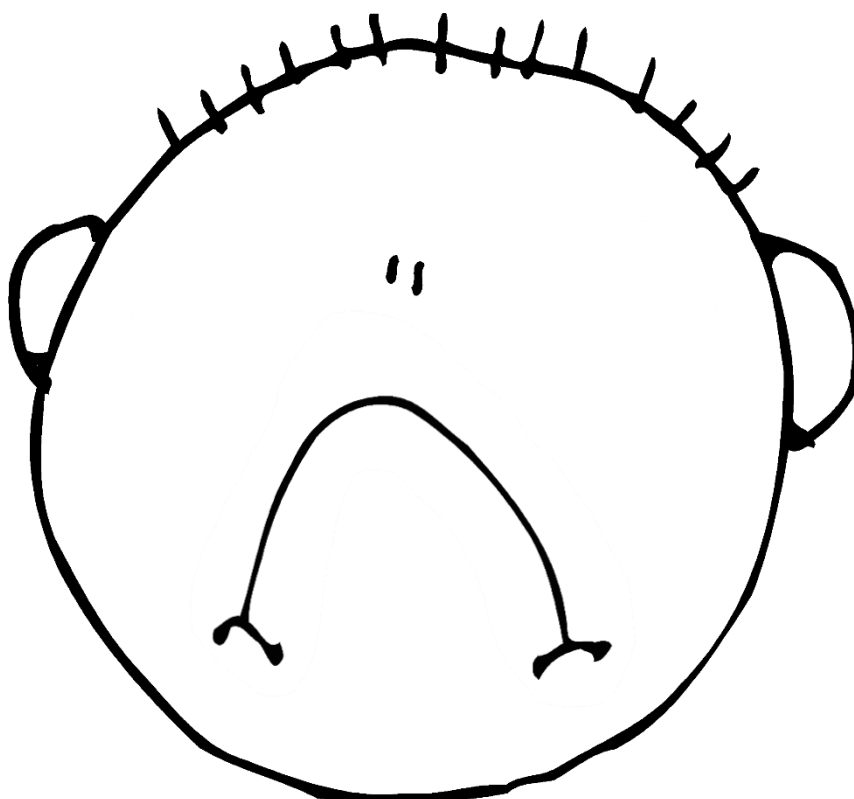

Much later that day, a man from Samaria travels down the road. He notices someone lying on the ground wounded. The Samaritan takes pity on the man and thinks, "If I don't do something to help this man, he is going to die."

(Tell student playing the Samaritan to act this scene out.)

The Samaritan cleans, medicates, and wraps the wounds of the injured man. He places him on his beast and takes him to an inn where he can rest and recover.

(Tell students playing the Samaritan and the Traveler to act this out.)

The Samaritan stays with the wounded man all day and all night, attending to his needs. The next morning, he pays the innkeeper to take care of the wounded man while he continues on his journey, promising to return one day to pay any additional costs that the innkeeper incurs while caring for the traveler.





Someone pushed me.	I dropped my book and someone picked it up for me.
I tripped while walking across the classroom and everyone laughed at me.	I forgot my lunch and someone shared theirs with me.
No one let me play a game with them during recess.	I was eating a snack alone and someone came to sit by me.
My brother wouldn't share his toys with me.	I spilled my drink and someone helped me clean it up.
I dropped my lunch tray and everyone laughed at me.	I wasn't feeling well and someone walked me to the nurse.

Dear Parents,

Goal: Demonstrate how to love others through actions.

Task:

1. Your child selects one Good Deed card from the container each day of the month, and performs the action that day. If a task is beyond your child's means, have your child suggest a task that they will perform in lieu of, and write it in an open square on the calendar.
2. Tape the card onto the blank calendar.
3. At the end of the month, or when the calendar is full of good deeds, return the calendar to the teacher for a prize.

Scripture Cheer:

"And as ye would that men should do to you, do ye also to them likewise." Luke 6:31.

Thank you for supporting your child in demonstrating love.

Dear Parents,

Goal: Demonstrate how to love others through actions.

Task:

1. Your child selects one Good Deed card from the container each day of the month, and performs the action that day. If a task is beyond your child's means, have your child suggest a task that they will perform in lieu of, and write it in an open square on the calendar.
2. Tape the card onto the blank calendar.
3. At the end of the month, or when the calendar is full of good deeds, return the calendar to the teacher for a prize.

Scripture Cheer:

"And as ye would that men should do to you, do ye also to them likewise." Luke 6:31.

Thank you for supporting your child in demonstrating love.

"And as ye
would that men
should do to
you, do ye
also to them
likewise. "

-Luke 6:31

"And as ye
would that men
should do to
you, do ye
also to them
likewise. "


-Luke 6:31

" And as ye
would that men
should do to
you, do ye
also to them
likewise."

-Luke 6:31

" And as ye
would that men
should do to
you, do ye
also to them
likewise."

-Luke 6:31



SAY THANK YOU TO JESUS FOR BEING YOUR FRIEND	GIVE SOMEONE A HUG	DRAW A PICTURE FOR SOMEONE	HELP SOMEONE CLEAN UP	HELP YOUR MOM OR DAD MAKE DINNER	READ A BOOK TO SOMEONE	THINK ABOUT A SONG YOU CAN SING FOR JESUS IN CHURCH
SAY THANK YOU TO JESUS FOR YOUR FAMILY	DRAW A PICTURE FOR SOMEONE	GIVE SOMEONE A HUG	PUT YOUR TOYS AWAY ALL BY YOURSELF	SING A SONG TO SOMEONE	PACK UP CLOTHES THAT ARE TOO SMALL AND GIVE THEM TO CHARITY OR SOMEONE WHO NEEDS THEM	THINK ABOUT A PRAYER YOU CAN SAY AT THE END OF JUNIOR CHURCH OR SUNDAY SCHOOL
SAY THANK YOU TO JESUS FOR YOUR HOME	PURCHASE A CAN OF FOOD TO GIVE TO A LOCAL FOOD BANK	HELP MOM WITH HER CHORES	GIVE SOMEONE A HUG	CALL YOUR GRANDPARENTS JUST TO SAY HELLO	PICK UP LITTER AT THE LOCAL PARK	THINK ABOUT A TESTIMONY YOU CAN SHARE IN CHURCH TOMORROW
SAY THANK YOU TO JESUS FOR YOUR FRIENDS	SPEND EXTRA TIME PLAYING WITH YOUR PET	WRITE A THANK YOU NOTE TO SOMEONE WHO HAS DONE SOMETHING NICE FOR YOU LATELY	GIVE A DOLLAR WHEN THE COLLECTION PLATE AT CHURCH IS PASSED	GIVE SOMEONE A HUG	SPEND TIME PLAYING WITH A YOUNGER CHILD	THINK ABOUT A SONG YOU CAN SING FOR JESUS IN CHURCH TOMORROW
SAY THANK YOU TO JESUS FOR _____	ASK AN ELDERLY NEIGHBOR IF THEY NEED HELP WITH ANYTHING	SAY A PRAYER FOR PEOPLE YOU KNOW WHO ARE SICK OR HURTING	DELIVER A SMALL PACKAGE OF HOMEMADE COOKIES OR BROWNIES TO THE NEIGHBORS	PICK OUT SOME TOYS TO GIVE TO LESS-FORTUNATE CHILDREN	GIVE SOMEONE A HUG	THINK ABOUT A PRAYER YOU CAN SAY AT THE END OF JUNIOR CHURCH OR SUNDAY SCHOOL